


BACKYARD BLITZ

Romance Special



Murray Scanlan is a bloke who defies "ordinary" in every way. An ambulance paramedic for the past 17 years, he also volunteers with his local SES & Rural Fire Brigade services. His strength of character has allowed him to come back from the brink of tragedy to marry Jennifer. We treat Murray and Jen to a 5 star romantic getaway, while getting stuck into their big rural backyard. Murray's rose collection is his pride and joy, so the Blitz team create an entire garden featuring some of Australia's best rose varieties. Join the team in celebrating love and romance, the old fashioned way.



Design intent

Landscape designer Andrew Davies from **dig** design gave a very romantic feel to the garden with French doors opening up from the house into the garden, an octagonal sandstone paved area surrounded by lavender and blueberry ash. Stairs then step down into another area with seating and standard Iceberg burgundy roses, buxus hedge, Italianate gazebo with seating underneath and huge perennial borders full of flowers.

Design ideas

To create a garden full of romance, include: lots of flowers e.g. roses, lavender, perennials, blueberry ash; a place to sit and enjoy the garden while having a romantic lunch or dinner at an outdoor setting in an Italianate gazebo; an intimate area created in a large garden by changing levels.

Adapting this plan to your garden

Make a detailed scale drawing of your backyard (eg 1:100) showing the location of the house and major features then incorporate the desired elements from our makeover. As your garden will be a different size you will need to estimate the amounts of materials you will require.

Note: On your plan show the locations of any services (water pipes, sewerage, power, phone, etc) so you can avoid damaging them during the makeover.

Permits and approval: check with your local council regarding regulations about earthworks and drainage. If you are changing existing levels or installing drainage ensure no water run-off is directed toward neighbouring properties. Any water entering the storm water system must be free from debris and sediment.

Getting started

The site was cleared, measured and areas marked out with survey paint.

Garden elements



French doors: Professional installers save a lot of money and heartache when making alterations to structural walls. Stegbar provided one of their regular contractor's to install these French doors. Before hacking into walls, consider the pipes and electrical work within walls.

Blitz Tipz: Structural building work is best undertaken by a licensed builder.

Alteration to support of main beam on verandah: Scott replaced part of the main support beam so that we could remove one post to provide uninterrupted views.

Blitz Tipz: When replacing beams check with an engineer for specifications on timber or beam replacement.

Crazy paving: The sawn slabs of sandstone were split using a bolster and hammer into irregular sizes and then laid on a wet bed of mortar (5 parts brickies sand to 1 part off-white cement).

To pave a circular area, always over-pave and then scribe your circle and cut with a grinder or wet saw.

Blitz Tipz: Using off-white cement and yellow brickies sand gives an approximate sandstone colour.

Blitz Tipz: Sawn sandstone flagging is the easiest product for crazy paving as it is all the one thickness.

The brick border of recycled bricks was laid on a bed of mortar (4:1 brickies sand and cement); bricks were laid without a mortar joint.



Gazebo: This gazebo was purchased from Menduni Garden Artistry (rrp\$3,200) and was a combination of mild and galvanised steel giving a weathered look. Fix to ground with either tent pegs or dyna bolted to a solid surface.



Water feature: When laying a pre-made water feature, create a level base using roadbase or a dry bed of concrete (screeded and set) or on a bed of paving sand. Low voltage and low voltage transformer was run to the pump for added safety.

Garden beds: An enriched organic soil was added to the soil in the garden beds.






Plants

Trees: port-wine magnolia (*Michelia 'Coco'*), Lemon-scented myrtle (*Backhousia citriodora*), blueberry ash (*Elaeocarpus reticulatus*), magnolia Elizabeth (*Magnolia 'Elizabeth'*)

Shrubs: duranta (*Duranta 'Geisha Girl'*), Japanese box (*Buxus microphylla var. japonica*), Sightsaver' hybrid tea rose (*Rosa 'Sightsaver'*), 'Iceberg' rose (*Rosa 'Iceberg'*), Jacaranda hybrid tea rose (*Rosa 'Jacaranda'*), 'Grimaldi' rose (*Rosa 'Grimaldi'*), lavender (*Lavandula 'Avonview'*)

Perennial: butterfly bush (*Gaura 'Passionate Pink'*), bedding begonia (*Begonia Semperflorens-Cultorum* hybrids), cherry pie (*Heliotropium 'Lord Roberts'*), roseleaf sage (*Salvia 'Bethellii'*), purple coneflower (*Echinacea purpurea*), Salvia (*Salvia 'Waverly'*)

Climber: star jasmine (*Trachelopermum jasminoides*)



Product details

- Most of the plants we used are readily available at, or can be ordered from, nurseries. Nurseries can also advise on similar varieties suited to your area. You may need to contact specialist nurseries for some plants. Your local nursery should be able to provide you with contacts.
- Most other materials are available from large hardware stores or building or landscape suppliers.
- All tools used are commonly available for hire, including the mini loader and the nail gun.
- French doors from Stegbar, phone 1800 681 168, web: www.stegbar.com.au
- Fountain and gazebo from Menduni Garden Artistry, Summer Hill, NSW. Can supply nationally: phone (02) 9798 5155, web: www.gardenartistry.com.au

Holiday Details

Cypress Lakes Resort
Cnr McDonalds & Thompsons Roads
Pokolbin NSW
Phone: (02) 4993 1555
Web: www.cypresslakes.com.au

Balloon Safaris with Hunter Valley Ballooning
Phone: 1800 81 81 91
Web: www.hunintervalleyballooning.com.au

Pokolbin Horse Coaches
Small Wine Makers Centre
426 McDonalds Road
Pokolbin NSW
Phone: (02) 4998 7305
Web: www.pokolbinhorsecoaches.com.au

Audrey Wilkinson Vineyard
Debeyers Road
Pokolbin NSW
Phone: (02) 4998 7411
Web: www.audreywilkinson.com.au

Acknowledgements

Design by **dig** design
Andrew Davies
Dig design ideas gardens
Phone: (02) 9416 6022
Email: admin@iconext.com.au

For more Step by Step Constructions click here

